


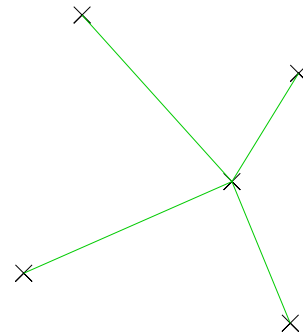
Star Constellations

Have a go at making your own star charts. All you will need is a piece of cardboard and a pin. Once you have decided which constellation you wish to copy, place the cardboard under that chart and then prick the pin through into the cardboard. You will need to make sure the pin goes all the way through the cardboard to make a hole. It will be a good idea to put newspaper on the table to press into, or a piece of plasticine.

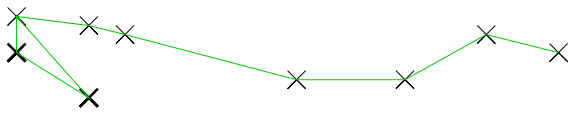
The Plough



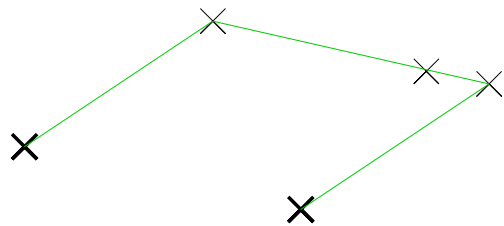
CANCER (The Crab)



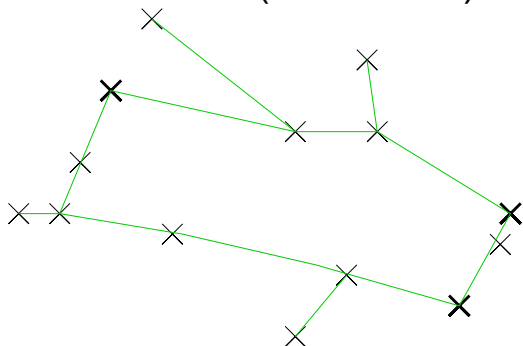
ARIES (The Ram)



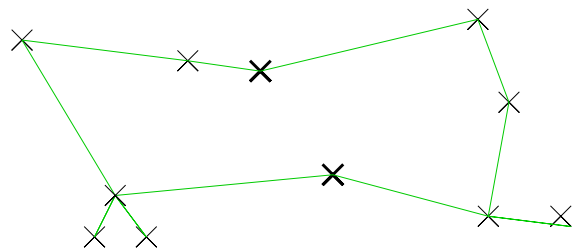
LIBRA (The Scales)



GEMINI (The Twins)



LEPUS (The Hare)



Once you have finished marking in all the stars, hold the card up to the light, and see the constellation as if it was the stars at night.

Now see if you can go outside and see the real constellations in the sky, on a clear dark night.